

LOW-PEAK® Dual-Element Time-Delay Fuses Class J – 600 Volt

LPJ
1-60 Amps



Dimensional Data



Catalog Symbol: LPJ-_SP

Dual-Element, Time-Delay – 10 seconds (minimum) at 500% rated current

Current-Limiting

Ampere Rating: 1 to 60A

Voltage Rating: 600Vac (or less)
300Vdc (or less)

Interrupting Rating: 300,000A RMS Sym. (UL)
100,000A dc

Agency Information:

UL Listed — Special Purpose*, Guide JFHR, File E56412
CSA Certified, 200,000 AIR, Class J per CSA 22.2 No. 248.8
Class 1422-02, File 53787

*Meets all performance requirements of UL Standard 248-8 for Class J fuses.

Catalog Symbol and Ampere Ratings

| | | | |
|-----------|-----------|-----------|----------|
| LPJ-1SP | LPJ-3SP | LPJ-7SP | LPJ-25SP |
| LPJ-1¼SP | LPJ-3-¾SP | LPJ-8SP | LPJ-30SP |
| LPJ-1-⅙SP | LPJ-3½SP | LPJ-9SP | LPJ-35SP |
| LPJ-1-⅘SP | LPJ-4SP | LPJ-10SP | LPJ-40SP |
| LPJ-2SP | LPJ-4½SP | LPJ-12SP | LPJ-45SP |
| LPJ-2¼SP | LPJ-5SP | LPJ-15SP | LPJ-50SP |
| LPJ-2½SP | LPJ-5⅙SP | LPJ-17½SP | LPJ-60SP |
| LPJ-2⅞SP | LPJ-6SP | LPJ-20SP | |

Carton Quantity and Weight

| Ampere Ratings | Carton Qty. | Weight** | |
|----------------|-------------|----------|-------|
| | | Lbs. | Kg. |
| 1-30 | 10 | 1.09 | 0.494 |
| 35-60 | 10 | 1.78 | 0.808 |

**Weight per carton.

CE CE logo denotes compliance with European Union Low Voltage Directive (50-1000Vac, 75-1500Vdc). Refer to Data Sheet: 8002 or contact Bussmann Application Engineering at 636-527-1270 for more information.

General Information:

- True dual-element fuses with a minimum 10 second time-delay at 500% overload.
- Long time-delay minimizes needless fuse openings due to temporary overloads and transient surges.
- Can often be sized for back-up protection against motor burnout from overload or single-phasing if other overload protective devices fail.
- High interrupting rating to safely interrupt overcurrents up to 300,000A.
- High degree of current limitation due to the fast speed-of-response to short-circuits.
- Faster response to damaging short-circuit currents than mechanical overcurrent protective devices.
- Reduces let-through thermal and magnetic forces in order to protect low withstand rated components.
- Proper sizing provides “no damage” Type “2” coordinated protection for NEMA and IEC motor control in accordance with IEC Standard 947-4-1.
- Dual-element fuses have lower resistance than ordinary fuses so they run cooler.
- Lower watts loss reduces power consumption.
- Unique dimensions assure that another class of fuse with a lesser voltage rating, interrupting rating or current-limiting ability cannot be substituted.
- Space-saving package for equipment down sizing.



Recommended fuseblocks/fuseholders for Class J 600V fuses

See Data Sheets listed below

- Finger-safe fuseholders - 1152
- Open fuseblocks - 1114
- Open pyramid fuseblocks - 1108

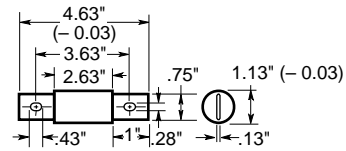
LOW-PEAK®

Dual-Element, Time-Delay Fuses
Class J – 600 Volt

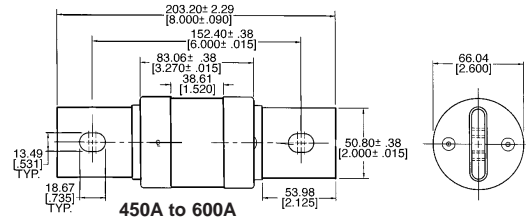
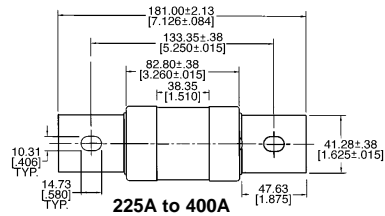
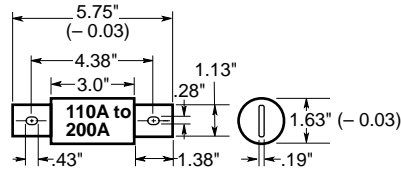
LPJ
70 to 600A



Dimensional Data



70A to 100A



Catalog Symbol: LPJ-_SP
Dual-Element, Time-Delay – 10 seconds (minimum) at 500% rated current
Current-Limiting
Ampere Rating: 70 to 600A
Voltage Rating: 600Vac (or less)*
Interrupting Rating: 300,000A RMS Sym.
Agency Information:
UL Listed – Special Purpose†, Guide JFHR, File E56412
CSA Certified, Class J per CSA C22.2 No. 248.8, Class 1422-02, File 53787

*0-600A rated 300Vdc and 20 KAIC.
†Meets all performance requirements of UL Standard 248-8 for Class J fuses.

Catalog Symbol and Ampere Ratings

| | | | |
|-----------|-----------|-----------|-----------|
| LPJ-70SP | LPJ-125SP | LPJ-250SP | LPJ-500SP |
| LPJ-80SP | LPJ-150SP | LPJ-300SP | LPJ-600SP |
| LPJ-90SP | LPJ-175SP | LPJ-350SP | — |
| LPJ-100SP | LPJ-200SP | LPJ-400SP | — |
| LPJ-110SP | LPJ-225SP | LPJ-450SP | — |

Carton Quantity and Weight

| Ampere Ratings | Carton Qty. | Weight* | |
|----------------|-------------|---------|-------|
| | | Lbs. | Kg. |
| 70-100 | 5 | 1.69 | 0.767 |
| 110-200 | 5 | 4.21 | 1.910 |
| 225-400 | 1 | 1.67 | 0.758 |
| 450-600 | 1 | 2.80 | 1.270 |

*Weight per carton.

General Information:

- True dual-element fuses with a minimum 10 second time-delay at 500% overload.
- Long time-delay minimizes needless fuse openings due to temporary overloads and transient surges.
- Can often be sized for back-up protection against motor burnout from overload or single-phasing if other overload protective devices fail.
- High interrupting rating to safely interrupt overcurrents up to 300,000A.
- High degree of current-limitation due to the fast speed-of-response to short-circuits.
- Faster response to damaging short-circuit currents than mechanical overcurrent protective devices.
- Reduces let-through thermal and magnetic forces in order to protect low withstand rated components.
- Proper sizing provides “no damage” Type “2” coordinated protection for NEMA and IEC motor control in accordance with IEC Standard 947-4-1.
- Dual-element fuses have lower resistance than ordinary fuses, hence they run cooler.
- Lower watts loss reduces power consumption.
- Unique dimensions assure that another class of fuse with a lesser voltage rating, interrupting rating or current-limiting ability cannot be substituted.
- Space-saving package for equipment down sizing.

CE logo denotes compliance with European Union Low Voltage Directive (50-1000Vac, 75-1500Vdc). Refer to Data Sheet: 8002 or contact Bussmann Application Engineering at 636-527-1270 for more information.