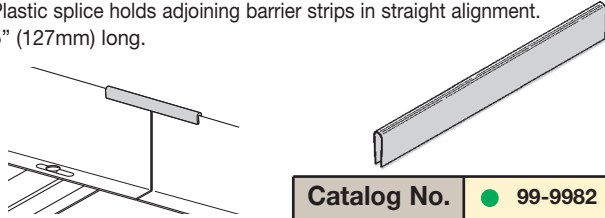


Series 2, 3, 4, & 5 Aluminum - Accessories

Barrier Strip Splice

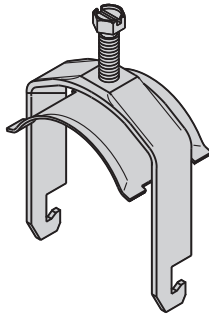
- Plastic splice holds adjoining barrier strips in straight alignment.
- 5" (127mm) long.



Catalog No. ● 99-9982

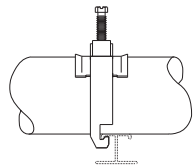
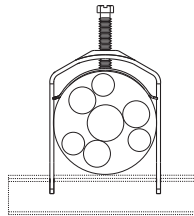
Stainless Steel Cable Clamp "P"

- Fits with series 2, 3, & 4 rungs.
- Attaches to rung at any point.
- 14 gauge Type 316 stainless steel material to minimize corrosion and induction heating.
- Plated steel and aluminum also available.



Refer to Section CF
Cable Fixing

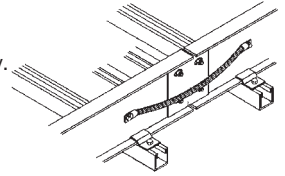
Catalog No.	Cable Size	
	in.	mm
● BP081SS	.250 - .840	6.4 - 21.3
● BP110SS	.810 - 1.100	20.6 - 28.0
● BP135SS	.850 - 1.350	21.6 - 34.8
● BP175SS	1.250 - 1.750	31.8 - 44.5
● BP205SS	1.550 - 2.050	39.4 - 52.1
● BP250SS	2.000 - 2.500	50.8 - 63.5
● BP300SS	2.500 - 3.000	63.5 - 76.2
● BP325SS	2.750 - 3.250	69.9 - 82.6
● BP375SS	3.250 - 3.750	82.6 - 95.3
● BP425SS	3.750 - 4.250	95.3 - 108.0
● BP475SS	4.250 - 4.750	108.0 - 120.7



Bonding Jumper

Use at each expansion splice and where the cable tray is not mechanically/electrically continuous to ground.

- Sold individually.
- Hardware included.
- See table 392.7(B)(2) on page 25 for amperage ratings required to match the UL cross-sectional area of the tray.
- See tray loading chart for UL cross-sectional area.
- Bonding jumper is 16" long.

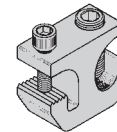


Catalog No.	Cross-Sectional Area	Ampacity
● 99-N1	0.40 Square inches	600
● 99-40	1.5 Square inches	1600
● 99-1620	2.0 Square inches	2000

Grounding Clamp

Cooper B-Line Cable Tray is UL® classified as to its suitability as an equipment grounding conductor. If a separate conductor for additional grounding capability is desired, Cooper B-Line offers this clamp for bolting the conductor at least once to each cable tray section.

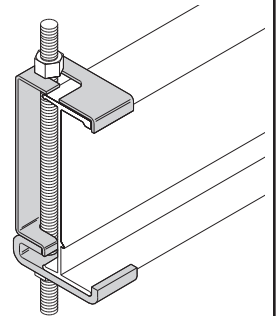
- Accepts #6 AWG to 250 MCM.



Catalog No.	Material
● 9A-2130	Tin Plated Aluminum

Hanger Rod Clamp

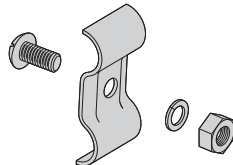
- For 1/2" ATR.
- Furnished in pairs.
- Order ATR and hex nuts separately.
- Two-piece "J"-hanger design.
- 1500 lbs./pair capacity safety factor 3.
- (*) Insert **ZN** or **G**



Catalog No.	Rail Height	
	in.	mm
9(*)-5324	4	101
9(*)-5325	5	127
9(*)-5326	6	152
9(*)-5327	7	178

Ground Clamp

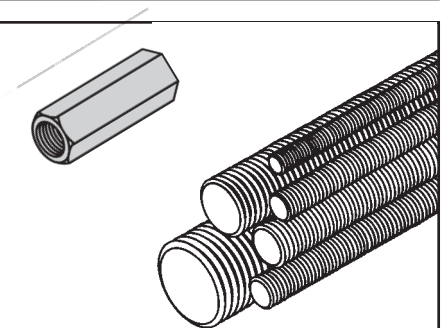
- Mechanically attaches grounding cables to cable tray.
- Hardware included.
- (*) Insert **ZN** or **SS4**



Catalog No.	Cable Size
9(*)-2351	#1 thru 2/0
9(*)-2352	3/0 thru 250 MCM

Threaded Rod (ATR) & Rod Coupling

Size	Loading lbs	Catalog No.	Available Lengths	Coupling Cat. No.
3/8"-16	730	● ATR 3/8" x Length	36", 72", 120", 144"	● B655-3/8
1/2"-13	1350	● ATR 1/2" x Length	36", 72", 120", 144"	● B655-1/2



All dimensions in shaded areas are millimeters unless otherwise specified.

Loading based on safety factor 5.

Standard Finish: Zinc plated

See B-Line Strut Systems Catalog for other sizes and finishes.

● Green = Fastest shipped items ● Black = Normal lead-time items ● Red = Normally long lead-time items

Series 2, 3, 4, & 5 Aluminum